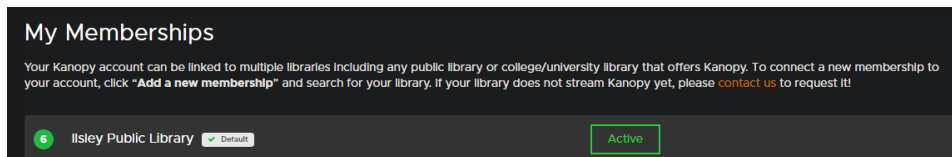


Logging into Kanopy

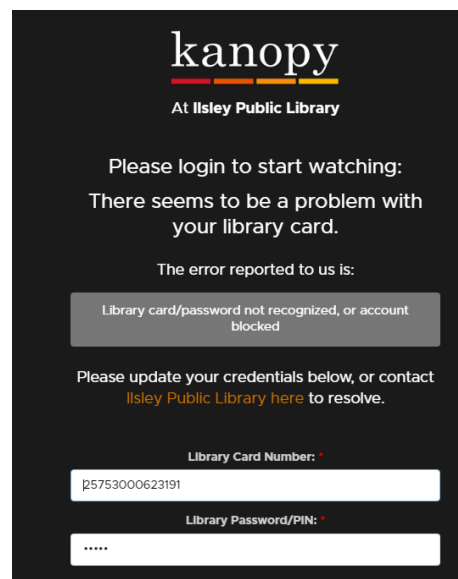
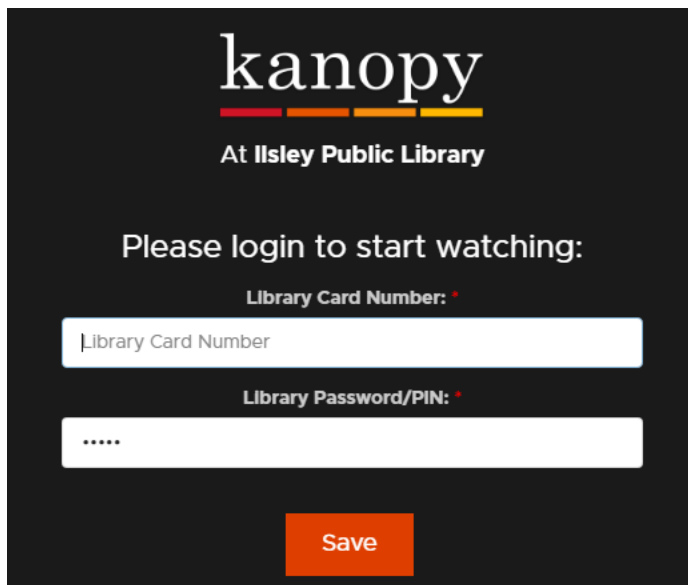
Have you watched Kanopy on your computer before but have forgotten how to use it? Here are some troubleshooting steps:

- 1) [On your computer visit the Kanopy login page.](#)
- 2) Enter your Email address
- 3) Enter your Kanopy password--this is NOT your library password. If you have forgotten your Kanopy password, click on the [Forgot your password link and have a new password sent to your email address.](#)
- 4) Once your new password arrives in your email, use this to login to Kanopy.

If you have used Kanopy before, your IIsley Public Library membership (IIsley card number and IIsley password) are already linked to your Kanopy account. Once you log into Kanopy, you can see your Library memberships beneath your name in the upper right hand corner of Kanopy:



Click on the **Active/Inactive** button. You will see one of the following messages:



Enter your and enter your **library card number** and your **library password**. Contact us at info@iisleypubliclibrary.org if you don't know your library password or you need your account reset.