

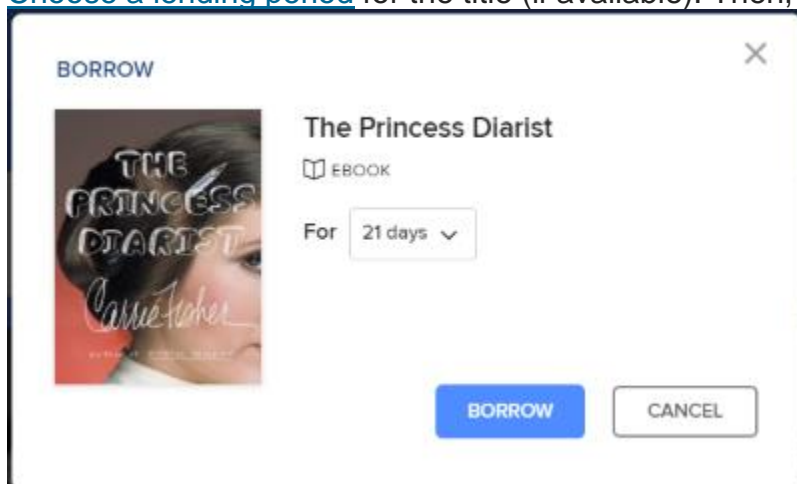
How to borrow and deliver Kindle Books

1. Open Ilsley library's digital collection gmlc.overdrive.com.
2. Sign in to your account by selecting Ilsley Public Library from the list of libraries and entering your library number (on the back of your library card) and your password.
3. Find a Kindle Book to borrow. You can see all of your library's Kindle Books by selecting

the **Kindle Books** link near the top of the site (or under  on mobile devices).

Note: You may want to [check whether a Kindle Book has any device restrictions](#) before you borrow it (this is most common for picture books, read-alongs, and graphic novels).

4. Select **Borrow**.
5. [Choose a lending period](#) for the title (if available). Then, select **Borrow** again.



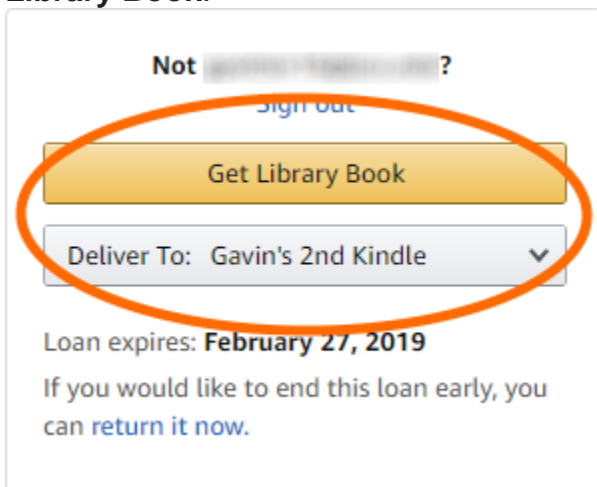
6. After you borrow the title, select **Read now with Kindle**.

Read now with kindle

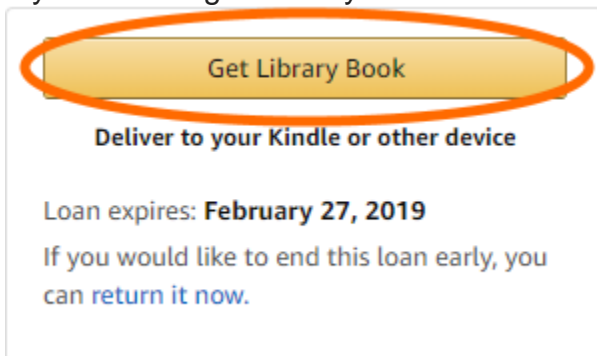
7. You'll be taken to Amazon's website to finish getting the ebook.
Note: You must complete this step for the book you borrowed to appear in the "Your Content and Devices" list in your Amazon account. If the book doesn't appear in this list, you won't be able to download it on any device.

How to borrow and deliver Kindle Books

- a. If you're signed into your Amazon account, verify the "Deliver to:" device and select **Get Library Book**.



- b. If you're not signed into your Amazon account, select **Get Library Book**, and sign in.



8. Your Kindle ereader needs a Wi-Fi connection to download library Kindle Books from Amazon.
9. Once a book is on your Kindle device or reading app, you can read it just like any other Kindle Book.
10. If you want to read the ebook on a different Kindle device or app, you can deliver it again from Amazon's website during the lending period.
11. You can return Kindle Books from the website, or return the title from Amazon as follows:
 - a. Go to your **Manage Your Content and Devices** page on Amazon.
 - b. Find the title in the **Your Content** list, then tap more icon.
 - c. Tap **Return** this book in the pop-up window.
 - d. Select **Yes** to confirm and return the book.